

S E C O N D

ANNOUNCEMENT

ABSTRACT DEADLINE DATE
FRIDAY 27 APRIL 2018

EARLY REGISTRATION & ACCOMMODATION DATE
FRIDAY 22 JUNE 2018

FOR FURTHER INFORMATION
www.escp.eu.com/escp-2018 - #escp2018



Contents

ESCP MEETING OVERVIEW	>
ESCP 2018, NICE	>
CONGRESS VENUE	>
REGISTRATION AND EXHIBITION OPEN HOURS	>
FUTURE KEY DATES	>
PRE-CONGRESS WORKSHOPS AND 'HANDS-ON' COURSES	>
CALL FOR MAIN ABSTRACTS	>
ESCP CONFERENCE REGISTRATION AND MEMBERSHIP FEES	>
EBSQ EXAMINATIONS	>
SCIENTIFIC PROGRAMME (Wed 26)	>
SCIENTIFIC PROGRAMME (Thu 27)	>
SCIENTIFIC PROGRAMME (Fri 28)	>
NICE	>
EVENING EVENTS	>
NICE TRAVEL INFORMATION	>
NICE HOTEL INFORMATION	>
ESCP FELLOWSHIP UPDATE	>



ESCP Meeting Overview

All activities take place at Nice Acropolis Convention Center other than where indicated

TUESDAY 25 & SATURDAY 29 SEPTEMBER 2018

Tuesday 09:30 – 16:00	PRE-CONGRESS COURSE: AIN AND HRA FOR COLORECTAL SURGEONS Location to be confirmed See details on page 9 on how to apply
Tuesday 09:30 – 16:00	PRE-CONGRESS COURSE: OPERATIVE TECHNIQUES FOR THE PREVENTION AND REPAIR OF PARASTOMAL HERNIA Location to be confirmed See details on page 8 on how to apply

WEDNESDAY 26 SEPTEMBER 2018

[See page 16-17](#)

09:00 – 11:00	SYMPOSIA
09:00 – 11:00	EDUCATIONAL: CORE SUBJECT UPDATE
08:00 – 12:30	EDUCATIONAL: 10th ULTRASOUND WORKSHOP
11:00 – 13:15	YOUNG ESCP MEETING
11:05 – 12:35	CONSULTANT'S CORNER
12:35 – 13:20	GUIDELINES UPDATE
12:35 – 13:25	EXHIBITION OPENS: SANDWICH LUNCH AVAILABLE
13:25 – 15:30	INT. TRIALS RESULTS FORUM, SURGICAL VIDEO, ESCP FELLOWSHIPS UPDATE, KEYNOTE LECTURE
15:30 – 15:50	COFFEE BREAK
15:50 – 16:50	INDUSTRY SPONSORED SATELLITE SYMPOSIUM
16:00 – 19:00	KEYNOTE LECTURE, SYMPOSIUM, INDUSTRY SATELLITE SYMPOSIUM
16:55 – 18:30	EDUCATIONAL: BEST PUBLICATIONS, COLOPROCTOLOGY 3.0 THE CUTTING EDGE OF ONLINE INNOVATION
17:00 – 18:00	INDUSTRY SPONSORED SATELLITE SYMPOSIUM
18:30 – 19:30	ESCP WELCOME RECEPTION

ESCP Meeting Overview

All activities take place at Nice Acropolis Convention Center other than where indicated

THURSDAY 27 SEPTEMBER 2018		See page 18-19
07:40 – 10:25	EDUCATIONAL: TRAINEE VIDEO SESSION	
08:35 – 10:05	FREE PAPERS, NEW TRIALS FORUM	
09:00 – 10:25	INDUSTRY SPONSORED SATELLITE SYMPOSIUM	
10:10 – 11:25	LONG COFFEE BREAK	
10:25 – 11:25	INDUSTRY SPONSORED SATELLITE SYMPOSIUM	
10:45 – 12:35	EDUCATIONAL: TRAINEE ROUND TABLE SESSION	
11:25 – 12:45	KEYNOTE LECTURE, ESCP PRESIDENT'S ADDRESS, INTERNATIONAL TRAVELLING FELLOWS FREE PAPERS	
12:45 – 14:00	LUNCH, EXHIBITION	
12:45 – 14:00	EDUCATIONAL: WORKSHOP FOR AUTHORS	
13:00 – 14:00	INDUSTRY SPONSORED SATELLITE SYMPOSIUM	
14:00 – 16:25	THE SIX BEST FREE PAPERS / ESCP/ECCO & ESCP/EAES SYMPOSIA	
14:20 – 15:20	INDUSTRY SPONSORED SATELLITE SYMPOSIUM	
16:25 – 17:20	COFFEE BREAK	
16:30 – 17:15	ESCP ANNUAL GENERAL MEETING	
17:20 – 19:00	EDUCATIONAL: INTERACTIVE TRAINEE WORKSHOP	
17:20 – 18:55	KEYNOTE LECTURES, FREE PAPERS	
20:00	ESCP INFORMAL CONFERENCE DINNER AT CASTEL PLAGE	

FRIDAY 28 SEPTEMBER 2018		See page 20-21
07:35 – 08:35	EDUCATIONAL: NEW TECHNOLOGIES: ICG FLUORESCENCE	
07:35 – 09:10	FREE PAPERS, KEYNOTE LECTURE	
09:10 – 09:45	COFFEE BREAK	
09:45 – 11:30	ESCP HONORARY MEMBER AWARDS, ESCP AWARDS, SYMPOSIUM	
11:30 – 12:30	BRUNCH, EXHIBITION	
11:35 – 12:25	INDUSTRY SPONSORED SATELLITE SYMPOSIUM	
11:35 – 12:30	EDUCATIONAL: 20 YEARS OF EBSQ COLOPROCTOLOGY	
12:30 – 14:35	KEYNOTE LECTURES, SYMPOSIUM	
13:35 – 14:35	EDUCATIONAL: ILEOCECAL CROHN'S: STRICTUREPLASTY VS. RESECTION?	
14:35 – 14:40	CLOSING CEREMONY	

ESCP 2018, Nice

We are delighted to invite you to attend ESCP's 13th Scientific and Annual meeting.

ESCP is going to Nice! This exceptional city on the stunning French Riviera will host ESCP's 13th Scientific and Annual meeting. We would like to thank our French colleagues for their support in these early planning stages, we are very excited as we look ahead to September!

The programme this year has built on the success of past meetings, and the Programme and Education Committees have done a great job of putting together highly informative, stimulating and thought-provoking symposia and educational sessions.

For the first time we are pleased to announce a joint *Hereditary Colorectal Cancer* symposium on Wednesday with our colleagues from EHTG. We will collaborate again with our colleagues at ECCO and EAES, with joint symposia on Thursday. We also aim for more interaction during certain symposia this year, in addition to Consultants' Corner, and we hope you will join us for some stimulating debate, and that you will enjoy the very finest of keynote lectures that we have lined up.

The Palais des Congrès et des Expositions Nice Acropolis offers excellent facilities and is located not far from the town centre. It is well connected to the hotels ESCP will be using.

We look forward to welcoming you to Nice!



Ethem Gecim

Ethem Gecim

ESCP President 2017-18



Gabriela Möslein

Gabriela Möslein

ESCP Secretary



Anna Martling

Anna Martling

ESCP Programme Chair



Des Winter

Des Winter

ESCP Assistant Programme Chair



K. Matzel

Klaus Matzel

ESCP Education Chair



D. Hahnloser

Dieter Hahnloser

ESCP Assistant Education Chair



NICE ACROPOLIS CENTRE

One of the big advantages of Nice Acropolis is its location; the venue is served by regular trams, and it has excellent links to both the city centre and Nice's picturesque historic quarter.

LOCATION

The Acropolis is located 1.4 km north of the town centre. The nearest tram stop is located opposite the Acropolis and is just 3 stops to the Promenade des Anglais where ESCP preferred hotels are situated. Further details about travel in Nice can be found on [page 27](#).

Nice Acropolis Palace of Congresses and Exhibitions

1 Esplanade John Fitzgerald Kennedy
06000 Nice
France

T: +33 (0)4 93 92 83 00

E: dcom@nice-acropolis.com
www.nice-acropolis.com

ACCOMMODATION

Deadline Date: Friday 22 June 2018

You can book your hotel within online registration, and rooms are available on a first-come-first-served-basis. Details of the hotels are available on ESCP's website from April 2018 with a map showing the hotel's location and instructions on getting to the Nice Acropolis Convention Centre.

ACCOMMODATION BOOKINGS

ESCP Secretariat

c/o Integrity International Events Ltd
The Coach House, 7 St Alban's Road
Edinburgh EH9 2PA, UK

T: +44 (0)131 624 6040

E: graeme@integrity-events.com

Registration and Exhibition Open Hours

[See registration fees](#)

	Registration	Exhibition
Wednesday 26 September	07:30 – 19:00	12:30 – 19:30
Thursday 27 September	07:30 – 19:00	07:30 – 19:30
Friday 28 September	07:30 – 16:30	07:30 – 13:00

FUTURE ESCP ANNUAL MEETING DATES

2018	26 – 28 September
2019	25 – 27 September
2020	23 – 25 September
2021	22 – 24 September
2022	21 – 23 September
2023	27 – 29 September
2024	25 – 27 September

KEY DATES

Friday 27 April 2018

– Deadline for abstract submissions

Friday 22 June 2018

– Hotel booking and payment deadline date
– Deadline for early registration rate
– **Best rates for ESCP members end today!**

Friday 21 September 2018

– Deadline for late registration rate
– Higher rates apply for registrations after 21 September!

REGISTRATION AND CONGRESS MANAGEMENT

ESCP Secretariat c/o Integrity International Events
The Coach House, 7 St. Alban's Road, Edinburgh EH9 2PA, UK
T +44 (0)131 624 6040 / E: info@escp.eu.com

Pre-Congress Workshops and 'Hands-On' Courses

Following the success of the 'Hands-On' Courses which ran in Berlin last year, the ESCP Education Committee have organised several "Hands-On" Courses in France this year.

OPERATIVE TECHNIQUES FOR THE PREVENTION AND REPAIR OF PARASTOMAL HERNIA

Date:	Tuesday 25 September 2018
Time:	to be confirmed
Location:	to be confirmed
Cost:	€100 Member €120 Non-Member

Aimed at delegates with early experience in managing patients with Parastomal Hernia. Attendees will be exposed to open and laparoscopic approaches for the prevention and repair of Parastomal Hernia. Therefore, intermediate level of skills in laparoscopic surgery will be desirable for this workshop.

COURSE CONTENT

This one-day workshop comprises theoretical instructions and practical exercises for the safe and effective application of open and

laparoscopic approaches for the repair and prevention of parastomal hernia. World experts will discuss surgical anatomy of abdominal wall, need and timing for repair of parastomal hernia, abdominal wall reconstruction, techniques for prophylactic mesh reinforcement and repair of parastomal hernia.

LEARNING OBJECTIVES

Attendees should gain the following:

- Learn about the indications, patient selection and outcomes for repair of parastomal hernia.
- Learn about the technical challenges associated with different types of repairs.
- Learn about pitfalls in consent and choices of meshes.
- Learn about basic principles of dissection for component separation.
- The ability to perform prevention and repair procedures on models.

COURSE DIRECTOR

Muhammad Imran Aslam (UK)



Course Director

Muhammad Imran Aslam (UK)



AIN AND HRA FOR COLORECTAL SURGEONS



Date: Tuesday 25 September 2018

Time: to be confirmed

Location: to be confirmed

Cost: to be confirmed

This course is an introduction to High Resolution Anoscopy and anal neoplasia specifically geared toward surgeons. It is not a certification course.

COURSE CONTENT

Attendees will learn about the incidence of benign, pre-malignant and malignant anal lesions and the required diffuse practice in diagnosis and treatment of these conditions, consequent to human papilloma virus (HPV) infection. Some populations are at a higher risk of HPV infection than anal cancer.

For these reasons, colorectal surgeons need to be trained to accurately perform screening tests and, in particular, high-resolution anoscopy (HRA) leading the identification of anal intraepithelial neoplasia (AIN) and, when indicated, either targeted ambulatory or operative treatment of the anal cancer precursors.

LEARNING OBJECTIVES

This course is meant as an introduction to AIN diagnosis and treatment procedures and upon completion of the course the participant should:

- Describe the epidemiology and pathology of anal HPV infection, Anal Intraepithelial Neoplasia (AIN), and anal cancer.
- Identify patients who may benefit from anal cancer screening.
- Have an understanding of the diagnostic procedures used in the evaluation of AIN and anal cancer including anal cytology, high resolution anoscopy, and anal biopsy.
- Have an understanding of the appropriate treatment and management options for AIN and anal cancer.
- Have an understanding of prevention options for AIN and anal cancer.

COURSE DIRECTOR

Carlo Ratto (*Italy*)



Course Director

Carlo Ratto
(*Italy*)

10th ANORECTAL AND PELVIC FLOOR ULTRASOUND

Date:	Wednesday 26 September 2018
Time:	to be confirmed
Location:	to be confirmed
Cost:	€70 Early / €85 Late / €90 onsite if available

Aimed for all physicians who are involved or interested in pelvic floor disorders: colorectal surgeons, general surgeons, gastroenterologists, physiotherapists.

COURSE CONTENT

Practical session with live ultrasound is organised in order to provide the participants with hands-on experience in the basic use of US and is designed to closely discuss specific details of the Techniques. Imaging is gaining a key role in the understanding of pelvic floor disorders. Three-dimensional endoanal, endorectal and endovaginal ultrasonography, and dynamic transperineal US are nowadays increasingly used in clinical practice for patients suffering from pelvic floor dysfunctions (fecal and urinary incontinence, pelvic organ prolapse, obstructed defecation) and for patients with anal and rectal pathologies, either benign (anorectal sepsis) or malignant (anorectal tumors). These noninvasive techniques not only provide a superior depiction of the pelvic anatomy but also yield unique dynamic information.

This Course is designed to give participants an overview of the techniques and image interpretation of anorectal and pelvic floor US and let them to understand the potential roles of US in improving the diagnosis and management of anorectal and PFD.

LEARNING OBJECTIVES

To provide participants the basic knowledge on:

- The normal US anatomy of the anorectal region and the pelvic floor.
- The ultrasonographic imaging techniques (3D endoanal, endorectal, endovaginal and dynamic transperineal US).
- The main guidelines and indications for the evaluation of faecal and urinary incontinence, anterior and posterior vaginal wall prolapse, obstructed defecation, anorectal fistulas and rectal tumours.

COURSE DIRECTORS

Anders Mellgren (USA)
Giulio A. Santoro (Italy)



Course Director
Anders Mellgren
(USA)



Course Director
Giulio A. Santoro
(Italy)

Call for Main Abstracts

Abstract Deadline Date: Friday 27 April 2018

Abstracts on any topic in Coloproctology will be considered by the Programme Committee and may be selected for one of the following groups:

Group 1, the 6 best oral presentations will be selected to be presented in a special plenary session on Thursday 27 September. Presenters are given a total of 13 minutes, 8 minutes to present and 5 minutes for questions.

Group 2, free paper presentations will be selected on merit from submitted abstracts to be presented in parallel sessions. Free paper presenters are given a total of 10 minutes, 7 minutes to present and 3 minutes for questions.

Group 3, welcome posters: will be selected on merit for a welcome poster session during the Welcome Reception on Wednesday evening. The authors (or a representative) are asked to be ready for review and discussion with appointed representatives of the Programme Committee.

Group 4: posters: all other accepted abstracts should be prepared as posters (see www.escp.eu.com/escp-2018 for board specifications and times of access). There will be no set poster session time, and posters are available to all delegates throughout the meeting.

Details of prizes awarded for abstract submissions are detailed on [page 14](#).

HOW TO SUBMIT

Main abstract submissions should be no longer than 200 words. You will be required to use the on-screen form provided, and you will not be able to include diagrams or graphs. Please go to www.escp.eu.com/escp-2018

Step 1: go to www.escp.eu.com/escp-2018 and select the "abstracts" page

Step 2: click on the link to abstract submission

Step 3: register your details and await confirmation by e-mail that you have registered as a user

Step 4: using the link provided to you, return to online submission

Step 5: enter your co-authors (in the order they should be printed) and your abstract (200 words maximum)

Authors are kindly requested not to enter author names into the body of the abstract, please use the fields provided in the registration form. Please DO NOT use upper case letters in the title of your abstract!

TIMETABLE FOR ABSTRACTS

Friday 27 April at 23:00 (CET)	Abstract deadline
Monday 30 April - Friday 31 May	Marking and review by Programme Committee
Friday 1 June	Latest estimated notification date for all authors

Conference registration will be available to MAIN authors at the early registration rate until 31 August 2018. The early rate will not be available after this date. If a selected author cannot attend the conference, the ESCP should be notified with the name of the replacement presenter within 48 hours.

CALL FOR SURGICAL VIDEO SESSION SUBMISSIONS

Deadline Date: Friday 27 April 2018

Date and time of session:

Wednesday 26 September at 13:25 - 14:55

Submissions are invited for consideration by the Programme Committee.

HOW TO SUBMIT

Submissions must be made using the online form available on the ESCP website. Please go to www.escp.eu.com/escp-2018 and select Surgical Video session submissions.

Enter the URL link for your video, together with a 200-word abstract. If your video is selected, the abstract will be published in a *Colorectal Disease* supplement available at the meeting.

A step-by-step guide to video submissions is provided on the submissions web-page.

CALL FOR NEW TRIALS FORUM SUBMISSIONS

Deadline Date: Friday 27 April 2018

Date and time of session:

Thursday 27 September at 08:35 – 10:05

Submissions are invited for consideration by the Research Committee chaired by Dion Morton.

HOW TO SUBMIT

Submissions must be made using the online form available on the ESCP website. Please go to www.escp.eu.com/escp-2018 and select New Trials Forum Submissions.

Submissions are invited relating to trials that are either new OR ongoing but which require further recruitment on a national or international basis. The best will be selected on merit for presentation

of protocol during the session. Those selected will also be asked to provide a 200-word abstract for inclusion in a *Colorectal Disease* supplement available at the meeting.

The selected trials will be presented for review by a panel of Experts and a prize will be awarded for the best presentation.

ABSTRACT PRIZES

Prizes are awarded for abstracts presented in three categories:

Best of the Six Best receives the opportunity to present their paper at the ASCRS meeting (travel and accommodation supported by ESCP)

Best Welcome Poster receives a prize of €300 awarded by ESCP.

Best New Trial presentation receives a prize of €300 awarded by ESCP.

Best Surgical Video presentation: receives a prize of €300 awarded by ESCP.

CPD POINTS

Please refer to the ESCP website for further information; ESCP will be applying to UEMS to accredit the main programme and educational sessions.

CONGRESS LANGUAGE

The official language of the meeting is English. There will be no facilities for simultaneous interpretation.

ESCP CONFERENCE REGISTRATION FEES

Conference registration must be completed online via the ESCP website and paid by credit card. To register online, please visit www.escp.eu.com/escp-2018 and select "Registration".

MEMBERSHIP FEES:

The membership year runs from 10 January to the following 10 January.

Full membership - €90 (1 year), €243 (3 year)

Trainee membership - €60 (1 year), €162 (3 year)

Affiliate membership - €60 (1 year), €162 (3 year)

Online Only membership - €30 (1 year), €81 (3 year)

Honorary membership - complimentary

Senior membership - complimentary (awarded on application)

Online subscription to Colorectal Disease (12 volumes published Jan-Dec) - FREE for ESCP members

MEMBER CONFERENCE RATES

Best value conference rates are available if you are a member, and you register before the early deadline!

ESCP member conference rates are accessed by using a "coupon code". All those subscribed when the system goes live will be notified. Anyone paying a subscription from that time will receive notification of the coupon code with e-mailed confirmation of membership. The coupon code should be entered on the screen immediately after you have entered your personal details.

Please note that member conference rates are not available to online-only or trial members. If you hold an online-only membership or a trial membership and you would like to benefit from reduced member conference rates, please upgrade your membership at www.escp.eu.com or contact the ESCP Secretariat.

To become an ESCP member online, visit www.escp.eu.com/join. Please contact us at info@escp.eu.com or dial +44 131 624 6040 if you need further assistance.

YOUR DATA

All attendees are asked to note that their name, institution and country will be made available to participating exhibitors. This information will also be available on a delegate list published on-site and on the event app. If you do not wish your details to be published, please ensure you opt out during registration.

At the meeting, a QR code will be printed on the reverse side of your badge, giving you the option to present it to exhibitors, or not if you prefer.

ESCP represents a significant investment for companies whose support is very valuable and enables us to keep registration rates down (and lower!). Your cooperation in this regard will be greatly appreciated.

REDUCED REGISTRATION FEES:

Please note only the following countries are eligible:

Albania	Macedonia
Belarus	Moldova
Bosnia	Romania
Bulgaria	Serbia
Egypt	Turkey
Georgia	Ukraine

ESCP Conference Registration Fees

	Early registrations received by 22 June		Late registrations received from 23 June to 21 September inclusive		On-site registration (from 22 September)	
	Member	Non-Member	Member	Non-Member	Member	Non-Member
FULL REGISTRATION	€400	€550	€520	€680	€560	€700
FULL REGISTRATION – REDUCED	€300	€450	€425	€550	€470	€580
TRAINEE/AFFILIATE/NURSE/ SENIOR	€190	€300	€295	€395	€340	€440
ONE-DAY REGISTRATION	€250	€340	€350	€400	€350	€400
WEDNESDAY WELCOME RECEPTION (ADDITIONAL TICKETS)	€25		€30		€30	
THURSDAY BEACH PARTY AT CASTEL PLAGE	€65		€70		€70	

*On-site registration rates apply from close of business on **Friday 21 September** onwards.

The registration fee includes admission to all scientific sessions (unless registered for one day only), a final programme* and abstract book*, welcome reception on Wednesday evening, a light lunch on Wednesday, lunch on Thursday and a brunch on Friday and a certificate of attendance with CME points (see previous page).

Most Educational workshops are free of charge but you do need to SELECT ONLINE if you wish to attend.

Not yet a member of ESCP? Click this link to be directed to ESCP's membership portal for more information - www.escp.eu.com/members/join

Up to 50 complimentary registrations are available to undergraduate medical students; applications are invited from those with a specific interest in coloproctology by email at info@escp.eu.com before **31 August 2018**. Applicants must submit a letter from their head of faculty confirming their student status, together with a brief CV.

Conference registration cancellation: in the event of cancellation of registration up to **1 August 2018**, an administrative charge of €50 will apply, and refunds will be made after the conference. We regret that we cannot make any refunds on registrations cancelled after **1 August 2018**.

EBSQ Examinations

EBSQ examinations will be held on **Friday 28** and **Saturday 29 September**. The written examination will take place on Friday afternoon. Individual oral examinations will be scheduled on **Saturday 29 September**, and venue details/timings will be available on the UEMS website nearer the time of the ESCP meeting.

FOR FURTHER INFORMATION ABOUT THE EBSQ EXAM, PLEASE CONTACT:

UEMS Section and Board of Surgery
European Board of Surgery Qualification (EBSQ)
EBSQ Coloproctology
Rue de l'Industrie, 24
1040 - Brussels, Belgium
E: office@uemssurg.org
W: www.uemssurg.org
T: +32 (0)2 649 51 64
F: +32 (0)2 640 37 30

THOSE WISHING TO OBTAIN FURTHER INFORMATION BEFORE APPLICATION SHOULD CONTACT:

Dr. David Zimmerman
ETZ Tilburg
Tilburg, The Netherlands
E: dr.d.zimmerman@gmail.com

Mr Janindra Warusavitarne BMED FRACS PhD
St Mark's Hospital
Harrow, United Kingdom
T: +44 2082354168
E: j.warusavitarne@nhs.net



Scientific Programme

Wednesday 26 September

TIME	EVENT
09:00 - 10:00	SYMPOSIUM: TIPS, TRICKS AND ERROR TRAPS <i>Chair: Des Winter (Ireland)</i> <ul style="list-style-type: none"> – Benign disease - Steven Wexner (USA) – Primary rectal cancer - Bill Heald (UK) – Recurrent rectal cancer - Michael Solomon (Australia)
09:00 - 11:00	EDUCATIONAL: CORE SUBJECT UPDATE <i>Chairs: Pierpaolo Sileri (Italy), Samson Tou (UK)</i> <ul style="list-style-type: none"> – Volvulus - Marja Boermeester (The Netherlands) – Endometriosis - Luigi Boni (Italy) – Management of acute lower GI bleeding - Omar Faiz (UK) – Sinus pilonidalis - Edgar Furnee (The Netherlands) – Treatment of rectal polyps and T1 rectal cancers - Roel Hompes (The Netherlands)
10:00 - 11:00	EHTG/ESCP SYMPOSIUM: HEREDITARY COLORECTAL CANCER <i>Chairs: Gabriela Möslein (Germany), Evangelos Xynos (Greece)</i> <ul style="list-style-type: none"> – MSI, HNPCC, Lynch syndrome and Immunotherapy including vaccine: an update - Matthias Kloor (Germany) – The role of epigenetic factors - John Burn (UK) – Clinical aspects: from phenotype to genotype and back - Toni Seppälä (Finland)
11:00 - 13:15	YOUNG ESCP
11:05 - 12:35	CONSULTANTS' CORNER <i>Faciliators: Jared Torkington (UK), Des Winter (Ireland)</i> <i>Panel: Adam Dziki (Poland), Peter Christensen (Denmark), Anna Lepistö (Finland), David A. Margolin (USA), Per Nilsson (Sweden), Jurriaan Tuynman (The Netherlands)</i>
12:35 - 13:20	GUIDELINES UPDATE
12:35 - 13:35	EXHIBITION OPENS - SANDWICH LUNCH AVAILABLE
13:25 - 14:55	INTERNATIONAL TRIALS RESULTS FORUM
13:25 - 14:55	SURGICAL VIDEO SESSION
13:25 - 14:25	ESCP FELLOWSHIP UPDATE
15:00 - 15:30	KEYNOTE LECTURE: MICROBIOMIC AND METAGENOMIC INFLUENCES ON COLORECTAL PATIENTS <i>Chairs: Des Winter (Ireland), Linda Ferrari (Italy)</i> <i>Speaker: John Alverdy (USA)</i>

TIME	EVENT
15:30 - 15:50	COFFEE BREAK/EXHIBITION/POSTERS
15:50 - 16:50	INDUSTRY SPONSORED SATELLITE SYMPOSIUM
15:50 - 16:50	SYMPOSIUM: WHAT'S NEW IN IMMUNO- AND CHEMOTHERAPY FOR COLORECTAL TUMOURS? <i>Chairs: Dion Morton (UK), Miguel Pera (Spain)</i> <ul style="list-style-type: none"> - Prophylactic HIPEC in high-risk colonic cancer patients - Diane Goere (France) - Role of immunotherapy - Thierry Andre (France) - Induction chemotherapy for colonic and rectal cancer - John Souglakos (Greece)
16:55 - 17:00	THE LARS PAHLMAN EBSQ MEDAL <i>Awarded to: Nuri Okkabaz (Turkey)</i>
16:55 - 17:55	FREE PAPERS
16:55 - 17:55	FREE PAPERS
16:55 - 17:55	EDUCATIONAL: BEST PUBLICATIONS OF THE YEAR <i>Chairs: Ethem Gecim (Turkey), Filippo La Torre (Italy)</i> <ul style="list-style-type: none"> - Colorectal cancer, benign and functional - Gaetano Gallo (Italy) - IBD and proctology - Yves Panis (France)
17:00 - 18:00	INDUSTRY SPONSORED SATELLITE SYMPOSIUM
17:00 - 18:30	EDUCATIONAL: COLOPROCTOLOGY 3.0 : THE CUTTING EDGE OF ONLINE INNOVATION <i>Chair: Richard Brady (UK)</i> <ul style="list-style-type: none"> - Colorectal Research in a Social Media Age - Richard Brady (UK) - Eurosurg and Massive Online Global Research Collaboratives – the Italian experience - Gianluca Pellino (Italy) - The Use of Virtual Reality in Surgical Training and Research - Manish Chand (UK) - E-Patients and Colorectal Surgery innovation - Michael Seres (UK) - Cutting edge of technical advances in Colorectal Surgery - Sam Atallah (USA) - The Use of Global Hashtags in Colorectal Research - Steven Wexner (UK)
18:30 - 19:30	ESCP WELCOME RECEPTION

Thursday 27 September

TIME	EVENT
07:40 - 10:25	TRAINEE VIDEO SESSION <i>Chairs: Roel Hompes (The Netherlands), Harald Rosen (Austria)</i> <ul style="list-style-type: none"> - How to handle misfired stapled colorectal anastomosis - Antonio Spinelli (Italy) - The perfect stoma - how to avoid parastomal hernia - Muhammad Imran Aslam (UK) - The ideal lap appendectomy: sometimes, not always! - Pierpaolo Sileri (Italy) - Dissection for ileocolic Crohn's - Willem Bemelman (The Netherlands) - Laparoscopic CME. What can go wrong? - Danilo Miskovic (UK) - Anal fistula: New plugs, biologics - Carlo Ratto (Italy) - Anal fistula: Flap - David Zimmerman (The Netherlands) - Anal fistula: LIFT - Lilli Lundby (Denmark)
08:35 - 10:05	NEW TRIALS FORUM
09:00 - 10:00	INDUSTRY SPONSORED SATELLITE SYMPOSIUM
09:05 - 10:05	FREE PAPERS
09:05 - 10:05	FREE PAPERS
10:10 - 11:25	LONG COFFEE BREAK/EXHIBITION/POSTERS
10:25 - 11:25	INDUSTRY SPONSORED SATELLITE SYMPOSIUM
10:45 - 12:35	EDUCATIONAL: TRAINEE ROUND TABLE SESSION <i>Chairs: Mark Potter (UK), Marek Zawadzki (Poland)</i> <ul style="list-style-type: none"> - Pruritus ani - Anandi Schiphorst (Netherlands) - Obstructed defecation - Guillaume Meurette (France)
11:25 - 11:55	KEYNOTE LECTURE: MANAGEMENT OF PARA-AORTIC AND LATERAL PELVIC LYMPH NODES IN COLORECTAL CANCER <i>Chair: Ronan O'Connell (Ireland)</i> <i>Speaker: Petr Tsarkov (Russia)</i>
11:55 - 12:15	ESCP PRESIDENT'S ADDRESS <i>Ethem Gecim (Turkey)</i>
12:15 - 12:45	INTERNATIONAL TRAVELLING FELLOW FREE PAPERS
12:45 - 14:00	LONG LUNCH/EXHIBITION/POSTERS

TIME	EVENT
12:45 - 14:00	EDUCATIONAL: WORKSHOP FOR AUTHORS: HOW TO WRITE A PAPER <i>Chairmen: Professors Neil Mortensen (UK) and Steven Wexner (USA)</i> <ul style="list-style-type: none"> – How to write a systematic review - Christianne Buskens (The Netherlands) – How to review a paper - Jérémie Lefevre (France) – How to prepare a visual abstract - Thomas Pinkney (UK) – How to prepare and submit a video - Ronan Cahill (Ireland) – What the Editors expect - Alexander Engel (Australia)
13:00 - 14:00	INDUSTRY SPONSORED SATELLITE SYMPOSIUM
14:00 - 15:20	THE SIX BEST FREE PAPERS Details of presentations will be available on the ESCP website from June 2018 <i>Chair: Anna Martling (Sweden)</i>
14:20 - 15:20	INDUSTRY SPONSORED SATELLITE SYMPOSIUM
15:25 - 16:25	ESCP/ECCO SYMPOSIUM: ULCERATIVE COLITIS <i>Chairs: Christianne Buskens (The Netherlands), Antonino Spinelli (Italy)</i> An ESCP session developed in collaboration with ECCO <ul style="list-style-type: none"> – Can surgeons influence Crohn's disease recurrence? - Andre D'Hoore (Belgium) – Centralisation of IBD care - why and how? - Omar Faiz (UK), Ailsa Hart (UK) – Impact of antibody therapy on surgical outcomes in IBD - Krisztina Gecse (Hungary), Jeremie Lefevre (France) 
15:25 - 16:25	ESCP/EAES SYMPOSIUM: SCREENING AND SURVEILLANCE <i>Chairs: Dieter Hahnloser (Switzerland), Giovanni Romano (Italy)</i> A jointly organised EAES/ESCP session <ul style="list-style-type: none"> – Improvements in low anastomotic techniques - Francesco Bianco (Italy) – Can we avoid an ileostomy? - Sebastiano Biondo (Spain) – Early salvage of anastomotic failure - Pieter Tanis (The Netherlands) 
16:25 - 17:20	COFFEE BREAK/EXHIBITION/POSTERS
16:30 - 17:15	ESCP ANNUAL GENERAL MEETING
17:20 - 17:50	KEYNOTE LECTURE: BREATH BIOPSY FOR COLORECTAL CANCER SCREENING <i>Chair: Mark Katory (UK)</i> <i>Speaker: Donato Altomare (Italy)</i>
17:20 - 19:00	EDUCATIONAL: INTERACTIVE TRAINEE WORKSHOP <i>Chairs: Eloy Espin Basany (Spain), Mostafa Shalaby (Egypt)</i> <ul style="list-style-type: none"> – Diverticulitis - Sebastiano Biondo (Spain) – Appendix tumour - tbc
17:55 - 18:55	FREE PAPERS
17:55 - 18:55	FREE PAPERS
	ESCP BEACH PARTY AT CASTEL PLAGE

Friday 28 September

TIME	EVENT
07:35 - 08:35	FREE PAPERS
07:35 - 08:35	FREE PAPERS
07:35 - 08:35	FREE PAPERS
07:35 - 08:35	SYMPOSIUM: FAECAL INCONTINENCE <i>Chairs: Peter Christensen (Denmark), Ethem Gecim (Turkey)</i> – Practical faecal incontinence assessment - Lilli Lundby (Denmark) – Treatment algorithms - Klaus Matzel (Germany) – Patient-centred outcome measures - Carolynne Vaizey (UK)
07:35 - 08:35	EDUCATIONAL: NEW TECHNOLOGIES/ICG FLUORESCENCE <i>Chairs: Edgar Furnee (The Netherlands), Baljit Singh (UK)</i> – Basics, rational, technique - Ronan Cahill (Ireland) – Assessment of colorectal anastomotic perfusion - Frederic Ris (Switzerland) – Identification of sentinel lymph node and ureter in colorectal surgery - Denise Hilling (The Netherlands) – Questions and discussion - all speakers – Summary and conclusion remarks - Jasper Stijns (The Netherlands)
08:40 - 09:10	KEYNOTE LECTURE: BIG DATA IN SURGICAL PRACTICE - THE NEW GOLD STANDARD? <i>Chair: Emmanuel Tiret (France)</i> <i>Speaker: Johan Askling (Sweden)</i>
09:10 - 09:45	LONG COFFEE BREAK/EXHIBITION/POSTERS
09:45 - 10:00	ESCP HONORARY MEMBER AWARDS
10:00 - 10:05	ESCP AWARDS
10:10 - 11:30	SYMPOSIUM: WATCH AND WAIT FOR RECTAL CANCER <i>Chairs: Geerard Beets (The Netherlands), Quentin Denost (France)</i> – Planned strategy or unexpected surprise? - Nuno Figueiredo (Portugal) – How to increase complete response rates? - Rob Glynne-Jones (UK) – Strategies for and outcomes of salvage surgery - Andrew Renehan (UK)
10:10 - 11:30	PPI DEBATE/TRIALS METHODOLOGY SESSION <i>Chairs: tbc</i>
11:30 - 12:30	BRUNCH
11:35 - 12:30	EDUCATIONAL: 20 YEARS EBSQ COLOPROCTOLOGY (BOXED LUNCH AVAILABLE) <i>Chair: Janindra Warusavitarne (UK), David Zimmerman (The Netherlands)</i> – History - Klaus Matzel (Germany) – Analysis - Hugo Teixeira (Switzerland) – Mock examination - Dieter Hahnloser (Switzerland)

TIME	EVENT
12:30 - 13:00	KEYNOTE: STRATEGIES TO REDUCE SUPERFICIAL SURGICAL SITE INFECTION <i>Chair: Samson Tou (UK)</i> <i>Speaker: Marja Boermeester (The Netherlands)</i>
13:00 - 13:30	KEYNOTE: BACK TO THE FUTURE: STANDARD HAEMORRHOIDECTOMY OR NEWER TECHNIQUES? <i>Chairs: Paola De Nardi (Italy), Elena Ruiz Ucar (Spain)</i> <i>Speaker: Steven Brown (UK)</i>
13:35 - 14:35	SYMPOSIUM: FOCUS ON THE ABDOMINAL WALL <i>Chair: Zoran Krivokapic (Serbia)</i> <ul style="list-style-type: none"> - Optimal closure techniques (lap and open) - David A. Margolin (USA) - Parastomal hernia, prevention and management - Neil Smart (UK) - The difficult incisional hernia - Julia Hardt (Germany)
13:35 - 14:35	EDUCATIONAL: DEBATE ILEOCECAL CROHN'S: STRICTUREPLASTY Vs. RESECTION? <i>Chair: Willem Bemelman (The Netherlands), Omar Faiz (UK)</i> <ul style="list-style-type: none"> - Pro: Strictureplasty - Janindra Warusavitarne (UK) - Pro: Ileocecal resection - Andre D'Hoore (Belgium)
14:35 - 14:40	CLOSING CEREMONY



Third Meeting of the European Hereditary Tumour Group

Sunday 23 – Tuesday 25 September 2018
Radisson Blu Hotel, Nice, France

Topics include:

- State of the Art Hereditary GI Cancers
- Consultants' Corner
- Genomics and Surgery
- Polyposis syndromes
- Video sessions
- Checkpoint inhibitors
- Overlap with CED
- Prophylactic surgery
- NGS and panel testing
- CTNNA1

Working Groups on:

- Gastroenterology
- Genetics & pathology
- Gynaecology, urology & dermatology
- Registries & biobanks
- EU MMR Group
- Patient representatives
- Surgery
- Guidelines
- Environmental factors
- Desmoids

Joint Symposium with ESCP on Wednesday 26 September

- Topics will include:
- MSI cancers, HNPCC and Lynch syndrome
 - The role of epigenetic factors
 - Update on phenotype, gene and gender recommendations for colorectal disease in Lynch syndrome

Early registration deadline – Friday 22 June 2018 / Abstract submission deadline – Friday 25 May 2018

Registration is now open on the conference website – www.ehtg.org

Become a member of EHTG - visit www.ehtg.org for more information on how to join our growing society

Nice

ABOUT NICE

The city of Nice is located on the French Riviera in Provence-Alpes-Côte d'Azur. Nice is the fifth most populous city in France with a population of 350,000 people and the city is the capital of the Alpes-Maritimes department.

Located in the French Riviera, on the south east coast of France on the Mediterranean Sea, at the foot of the Alps, Nice is the second-largest French city on the Mediterranean coast after Marseille. Nice is a major air transportation hub in Europe. Several airlines offer flights to the Nice Côte d'Azur Airport from London, Paris and other cities. A high-speed rail service operates to Paris to Nice. Public transportation includes a tram system, and ferry service.

During the Greek Empire in 500BC, the hill above the Old Town was named Nike, which is Greek for 'victory', making Nice the original Nike-Town. During its multi-century Italian period it was called Nizza, and since becoming French just 150 years ago, the city has been known as Nice. The people of Nice are Niçoise, like the famous salad, and have their own dialect called Nissart.

Nice has numerous museums of all kinds: Musée Marc Chagall, Musée Matisse, Musée des Beaux-Arts, Musée international d'Art naïf Anatole Jakovsky, Museum of Natural History, Musée Masséna, Naval Museum and Galerie des Ponchettes.

Nice also hosts many festivals throughout the year, such as the Carnaval de Nice and the Nice Jazz Festival.

Since 1860, a cannon has been fired at 12 noon each day and can be heard from around the city. The tradition stems from Sir Thomas Coventry who intended to remind citizens to have lunch on time.

NICE WEATHER

Nice enjoys a hot-summer Mediterranean climate and, in September, delegates can expect average temperatures of 24 °C with little to no rain. Please do bring along light layers to ensure a comfortable temperature throughout the meeting. The conference venue benefits from air conditioning and the crystal-clear sea is close by should you wish to cool off!

CURRENCY

The Euro is the currency used in France and banks tend to open between 09:00 – 17:00 Monday to Friday.

VAT REFUNDS

If you are **not a national of a European Union country** and you have purchased goods in France before your departure, you can benefit from a VAT refund under certain conditions. After validating your purchase statements on the Pablo terminal or at the airport customs office, go to the nearest INTERCHANGE office to claim your VAT refund.

To qualify for a tax refund with INTERCHANGE at Nice Côte d'Azur Airport, and before entering the reserved area and passing through the security checkpoints, you must follow these steps:

- Declare your goods and get a stamp from the customs office (or on the Pablo terminal) in the Arrivals Hall
- Claim your refund from the INTERCHANGE office found in Terminal 2, Floor 0, 07:45-22:30.

Evening Events

WEDNESDAY 26 SEPTEMBER

ESCP WELCOME DRINKS RECEPTION AT NICE ACROPOLIS CENTRE

Time: 18:30 – 19:30

Cost: included for delegates. Additional tickets €25 (early) €30 (late or onsite, if applicable)

All delegates are invited to attend this event which is included in the registration fee. Additional tickets may be purchased online if you wish to bring a guest. It will take place in the exhibition area following the close of conference sessions; delegates are then free to make their own arrangements for dinner after the reception. A list of recommended restaurants in Nice can be obtained from the information desk.

THURSDAY 27 SEPTEMBER

New for
2018

ESCP BEACH PARTY AT CASTEL PLAGE

Time: 19:30 onwards

Cost: €65 (early) €70 (Late or onsite, if available)

Bringing a change this year with the perfect end to a full and busy ESCP conference day! A beach party at Castel Plage. Castel Plage is located on one of the most beautiful private beaches in Nice at the foot of the Rauba Capeu, the venue is overlooked by the Promenade des Anglais and opens out onto the beautiful 'Bay of Angels'.

The ticket price includes a delicious Niçoise inspired menu, with an open bar for the first two hours. Positioned right on the beach front you will be entertained by a DJ and have the opportunity to dance or dip your feet in the Mediterranean sea. Shelter and shade is provided for those who do not favour the sun or in the unlikely event it rains.

Venue details and how to get there:

Castel Plage

8 Quail des Etats-Unis,

06300 Nice, France

www.castelplage.com

T: +33 4 93 85 22 66





Minimally
invasive method
for the treatment
of colorectal
anastomotic
leakage

Endo-SPONGE®

ENDOLUMINAL VACUUM THERAPY

B. Braun Surgical, S.A. | 08191 Rubí
Spain | www.bbraun.com

**ESCP
NICE
2018**



Finding the answers at ESCP 2018.

ANASTOMOTIC LEAKS

We are partnering with surgeons on
multiple fronts to help reduce this
devastating surgical complication.


#hamburgdeclaration

- Anastomotic leaks still occur in up to **8.5%** of cases¹
- The consequences are enormous.
Leaks reduce 5-year overall survival to
as little as **33.3%**²
- In addition, anastomotic leaks increase
direct healthcare costs by as much as **380%**
of those for patients without anastomotic
leak, representing an additional cost of
almost **35,000 euros** per patient³

1. 2015 European Society of Coloproctology collaborating group. The relationship between method of anastomosis and anastomotic failure after right hemicolectomy and ileo-caecal resection: an international snapshot audit. Colorectal Dis. 2017 Mar 6. doi: 10.1111/codi.13646. [Epub ahead of print]

2. Marra F et al. Anastomotic leakage as a risk factor for the long-term outcome after curative resection of colon cancer. Eur J Surg Oncol. 2009 Oct;35(10):1060-4.

3. Zoucas E, Lydrup ML. Hospital costs associated with surgical morbidity after elective colorectal procedures: a retrospective observational cohort study in 530 patients. Patient Saf Surg. 2014 Jan 3;8(1):2.



Nice Travel Information

TRAVEL TO NICE

AIRPORT

Nice Côte d'Azur airport is the third busiest airport in France and lies 7km to the west of the city. Nice is served by direct flights from several European cities.

You can find more information at -

www.en.nice.aeroport.fr

TRAIN

Nice is accessible by train from most major French cities.

TRAVEL BETWEEN THE AIPORT AND NICE CITY CENTER

EXPRESS BUS

The Nice Airport Express Bus costs €6 and you can buy your ticket from the bus desk at the

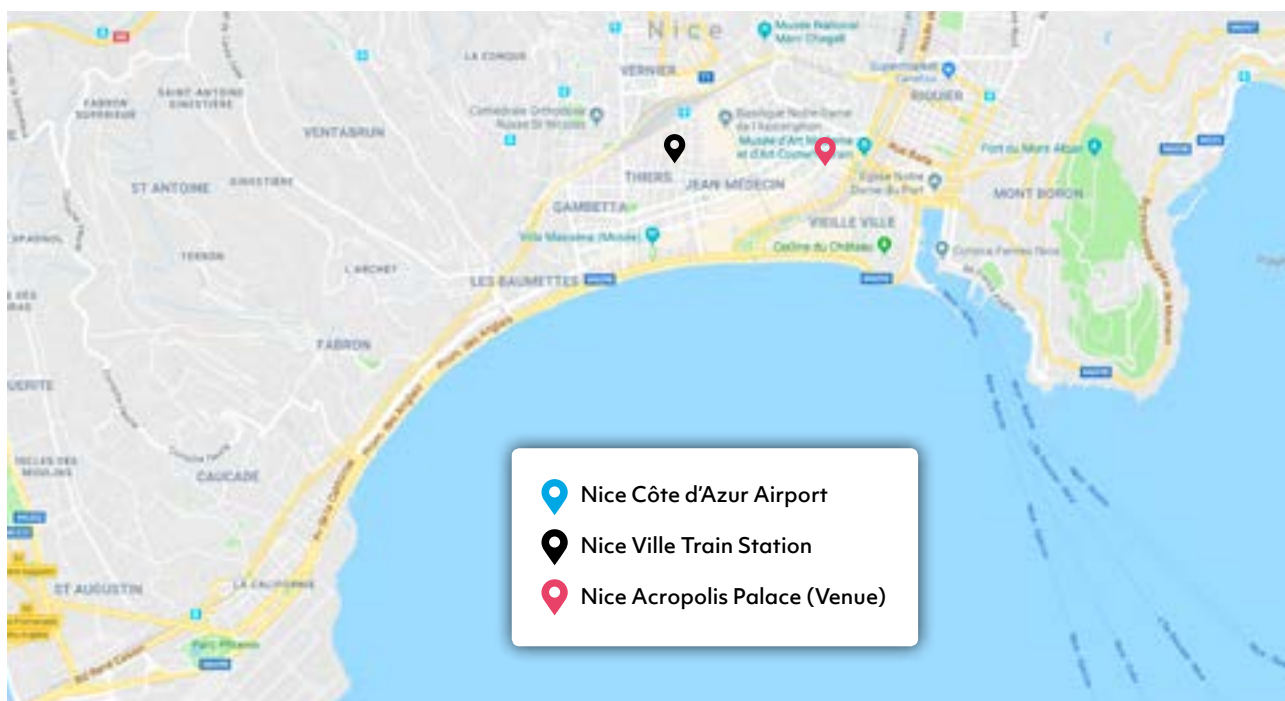
airport or from the driver as you board, and you can catch the bus from either of the airport's two terminals.

TRAIN

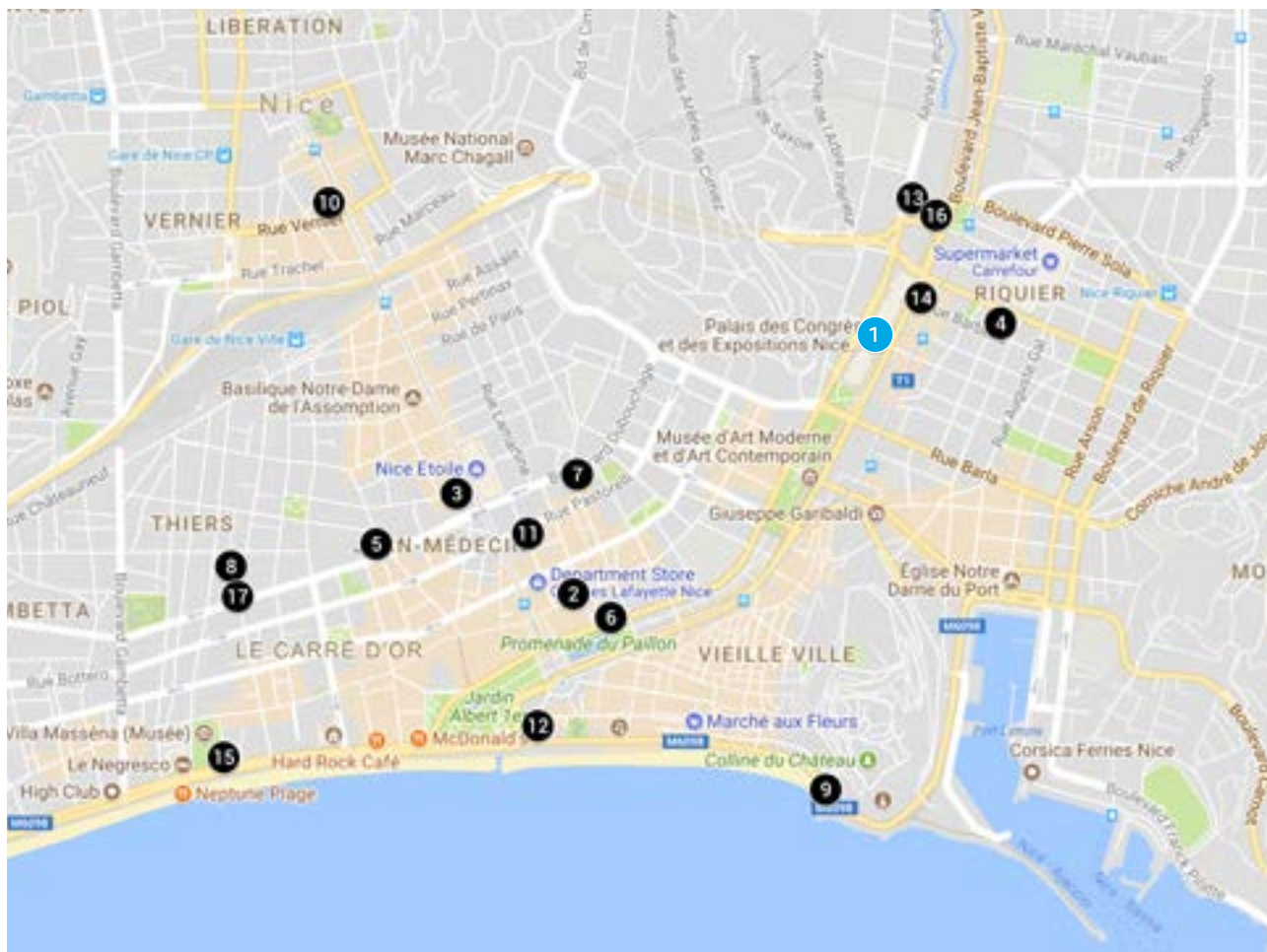
You can leave or arrive at the airport via Nice St Augustin station, the closest train station to the airport. Please be aware however that this station is not in the airport and getting to the station can be tricky with a lot of luggage. It is possible to walk to the station from the airport, but both the free airport shuttle or a taxi will get you there quicker.

TAXI

A taxi into Nice will take 20 minutes and cost between €30-50. You will most likely need to pay in cash as taxis in Nice rarely take credit cards. There is a taxi stand directly outside the arrivals terminal.



Nice Hotel Information



1 Palace of Congresses and Exhibitions
Nice Acropolis

2 Best Western Plus Hôtel Masséna Nice

3 Grand Hôtel Le Florence - Nice

4 Hipark Résidence Nice

5 Holiday Inn Nice

6 Hôtel Aston La Scala Nice

7 Hôtel Ellington Nice Centre

8 Hôtel Gounod Nice

9 Hôtel La Pérouse

10 Hôtel Monsigny

11 Hôtel Nice Riviera

12 Hôtel Nice Beau Rivage

13 Hôtel Novotel Nice Centre Vieux Nice

14 Hôtel Relais Acropolis

15 Hôtel West End Nice

16 Hôtel NH

17 Splendid Hotel & Spa Nice

da Vinci by Intuitive

Beyond the Technology

Your trusted provider in education, training, and research

Join us at BOOTH NR. 19 @ ESCP 2018



The da Vinci Si®, da Vinci Xi® and da Vinci X® Surgical Systems are class 2b medical devices CE marked (CE 0543) under the European Medical Devices Directive (93/42/EEC) and manufactured by Intuitive Surgical, Inc. Refer to Instructions for Use before use.

© 2018 Intuitive Surgical, Inc. All rights reserved. PN 1044779-EU Rev A 02/2018

We welcome you to ESCP 2018 Nice



ESCP Fellowship Update



ESCP Observership: Lisa Massey

From: Royal Devon and Exeter Hospital, UK

Visited: l'Hôpital St Antoine, Paris, France;
under the direction of Professor Yann Parc.

I was delighted to receive an ESCP observership to l'Hôpital St Antoine in Paris. I visited for 2 weeks in January – February 2018 hosted by Professor Yann Parc and his team. The first 2 days of my visit coincided with their annual meeting, the 48th Journée de l'Hôpital St Antoine: Chirurgie Digestive et Viscérale. This meeting featured a focus on gastric cancer but also served as an introduction to the range of procedures performed in this unit as live operating included gastrectomy, pancreaticoduodenectomy, laparoscopic liver resection, proctectomy and ileoanal pouch formation and laparoscopic colectomy with coloanal anastomosis. There were also many interesting presentations on topics including the management of gastric and rectal cancer and evidence for the use of CRP to predict post-operative complications and readmission in colorectal surgery.

The unit managed a wide range of digestive disease including tertiary referrals for recurrent colorectal cancer, complex enterocutaneous fistulae, inflammatory bowel disease and genetic cancer syndromes. During my visit I spent most of my time in the 5 dedicated digestive surgery theatres but also attended clinics, ward round and cancer multidisciplinary team meetings. I was introduced to some procedures I had seen rarely or never in the UK including protectomy, mucosectomy and handsewn coloanal anastomosis which was frequently performed for cancer and inflammatory bowel disease. Having the opportunity to observe directly and ask questions of Pr Parc and his team about their technique and management was invaluable.

I am very grateful to ESCP for affording me this opportunity and to Professor Parc and his team for hosting me and making me welcome. I left with a great deal of admiration for the volume and breadth of high quality surgery being performed with great efficiency in their unit which will give me much to consider as I look to develop my own surgical practice during the rest of my colorectal training.



ESCP/JSCP Travelling Fellow: Fraser M. Smith
MB ChB, BSc (Hons), FRCSI, PGc Clin Ed

From: The Royal Liverpool and Broadgreen
University Hospitals NHS Trust, UK

As someone who has a very active clinical and research interest in non-operative and minimally invasive management of rectal cancers, I have become interested in the optimal ways to diagnose and accurately stage early rectal cancers using organ preservation and I now appreciate the huge importance that Endoscopic Submucosal Dissection (ESD) has in this scenario. This is a technique that has been developed and mastered in Japan but is still relatively un-common in the UK and was one of the main reasons why I was so keen to be awarded this fellowship; to see it in practice. I was also curious and interested to see and learn more about extended lymphadenectomy for colon and rectal cancer as it is so key to Japanese surgery but is hardly done in the UK at all. As such, it was largely upon these factors that I based my application for this prestigious fellowship. I was also very keen to visit Japan on a personal level as I have been deeply interested in Japanese art and culture since an early age but have never had the opportunity to visit.

When I received notification that I had been awarded the fellowship I was really overjoyed and excited. I knew that this would be a once in a lifetime experience. My introduction to the characteristic Japanese friendliness

and efficiency came shortly after receiving notification of winning the award with an email from Mr Takashi Akiyoshi who was last year's ESCP European Travelling Fellow, and a very well-known and skilled Japanese surgeon. From the word "go" he was fantastic at helping me organise my itinerary and had planned an action-packed time from the moment that my plane arrived in Tokyo! Japanese efficiency could not conceptualise the British Weather though so I arrived 5 hours late, 9 hours ahead of GMT, after having to transfer airline and country because of fog in Manchester. I was very happy and excited to have arrived....but really exhausted because of jet lag and the length of the journey. After a short ride on the metro and checking in at my hotel I went with Dr Akiyoshi to a cruise that he had booked around Tokyo Harbour called a Yakatabune – a traditional Japanese culinary riverboat. Like I say I was very tired and a bit spaced out at this stage and genuinely, once I entered this boat, if you had told me that I had in fact died and gone to heaven I would have believed you! It was a beautiful crisp evening as we slipped around the bay enjoying each other's company and being served sensationally good food and crisp, cool Japanese beer taking in stunning views of the illuminated Tokyo skyline. It really was amazing.

To read the rest of Fraser's report, visit -
www.escp.eu.com/news/education/1551-arrival-endoscopic-submucosal-dissection-and-sushi



ESCP/KSCP Travelling Fellow: Samson Tou

From: The Royal Derby Hospital, UK

It was a privilege to be selected as the recipient of the 2017 ESCP Korean Travelling Fellow. I read with much interest the fantastic experience from the previous recipient Edgar Furnee, of his fellowship in Seoul in 2016. As a substantive colorectal consultant for nearly five years, my primary interest is minimally invasive rectal cancer surgery. The jury is still out as to which is the best approach for rectal cancer treatment. I have been performing robotic procedures for the last three years and I was aware of the significant advancements of robotic colorectal surgery in South Korea. The city of Seoul is often considered a 'Mecca' for robotic colorectal surgery. There were other aspects of surgery I was keen to explore, this was coloanal handsewn anastomosis for very low rectal cancer, a practice that is not routinely performed in the UK.

My fellowship was very well organised by the KSCP secretariat, Professor Ji Yeon Kim and ESCP secretariat Vanessa Wise. My Itinerary was packed, started with a two-day conference (International Colorectal Research Summit) over the weekend, followed by a week of a daily visit to different tertiary referral centres in Seoul.

The conference was organised by Professors Seong Taek Oh, Woo Yong Lee and Suk Hwan Lee. I was very impressed with the high-quality presentations and video surgeries during the

conference. The presentations were in English and where discussions were said in Korean, highly professional interpreters familiar with medical terminologies provided simultaneous interpreting from Korean to English. The conference covered the whole spectrum of colorectal diseases. The surgeons in Korea are very knowledgeable with chemotherapy evidence and trials. Subsequently, I realised most surgeons do provide chemotherapy treatment for patients.

Apart from the Korean speakers, there were invited speakers including Faheez Mohamed whom I have had previous correspondence with through a referral to Basingstoke. He gave a talk on cytoreductive surgery with HIPEC in the UK. Takashi Akiyoshi, who presented the pelvic lymph node dissection after neoadjuvant chemoradiation. His video on laparoscopic lateral lymph node dissection was a masterclass. There was a session on Korea-Lithuania joint symposium in which a group of Lithuania surgeons, led by Professor Samalavicius, presented their experience. A session on new technique and instruments for ESD, Professor Hiroshi Kashida showing his technique of ESD with high definition video, to almost like an art with his advanced technique. My presentation was on the impact of the learning curve on robotic rectal cancer surgery.

During the Summit, I met Professor Seon-Hahn Kim, a world renowned laparoscopic and robotic surgeon. My visit to his unit didn't work out in 2012 due to timing. This trip allowed me to finally visit Korea University, where Professor Kim works. He told me he had two robotic rectal cases during the last two days of my visit including a coloanal anastomosis. I was overjoyed; it was the most eye-opening and humbling experience for me to see Professor Kim using some of the most advanced surgical techniques.

During the whole trip, I was staying in the Gangnam-gu area, next to the world largest underground shopping mall. I was treated to some of the local cuisines including Korean

BBQ, and also to a more formal meal in the Lotte Tower, which is the 5th tallest building in the world. I took some time out from the busy schedule to visit some local attractions, such as Insadong, a 700-metre-long street famous for traditional Korean crafts.

The following week I visited Severance Hospital (Professors NK Kim and KY Lee), Seoul National University Hospital (Professors KJ Park and SY Jeong), Samsung Medical Centre (Professor HC Kim) and the Korea University Anam Hospital (Professor SH Kim, two days). Patients in South Korea are willing to travel to another city to receive their treatment. Geographically the country itself is not big. A vast number of patients with colorectal cancers are being treated in tertiary centres in Seoul. Consequently, the specialists are also centralised and these hospitals have a high volume of cases. For example, in Samsung Medical Centre, they see approximately 2,000 colorectal cancers per annum.

During the week, I observed four robotic rectal surgeries. A young male patient who had locally advanced rectal cancer with enlarged lateral lymph node received a long course chemoradiation. Post-op restaging still showed prominent lateral lymph node. He underwent robotic low anterior resection and lateral lymph node dissection. Another male patient had low rectal cancer was operated with the Xi platform. The third case was a patient who had obstructed upper rectal cancer and had a stent inserted few days before his operation. The upper rectal cancer was bulky, and I think it is in this situation where the robotic platform provides a precise dissection. The last robotic case was a male patient who had a very low rectal cancer, required a coloanal anastomosis. In my training in the UK, most of this group of patients would have undergone abdominoperineal resection. However, some patients are stoma averse, and it is in this situation where coloanal anastomosis may be useful. Professor Kim was very honest with regards to the success rates for the types of

surgeries and that in some cases patients would have to accept that the functional outcomes may not always be perfect. I was making notes while watching these operations as I found them very useful for my own practice. In fact, I did modify some port placements and techniques after I returned to the UK. I was impressed with the teamwork from the anaesthetists, scrub nurses, assistants and the fellows. It does highlight the importance of the same team performing high volume surgeries regularly, making the whole process more efficient.

Apart from the robotic cases, I have seen several complete mesocolic excision (CME) for right hemicolectomies, both open and laparoscopic. CME is the standard approach for right hemicolectomies in this part of the world and using 3D image allows accurate dissection.

I am at a stage in my practice and career whereby spending time observing and talking to experts have enabled me to improve my work, my knowledge and skills, and this trip has certainly fulfilled this. It has also allowed me to have an insight into the work ethics and culture of the Korea healthcare system. I am very grateful that ESCP and KSCP have facilitated this learning and life changing training opportunity for me.

JOIN NOW!



As a member of ESCP you join an active network of coloproctology professionals and can take advantage of the online resources including access to over 900 presentations, the full EMM Textbook of Coloproctology and online access to **Colorectal Disease** Journal!

There are numerous opportunities to make connections with colleagues across Europe, by using the Members' Directory or collaborating in ESCP Research projects (such as the 2016 cohort study on Stoma closure) and Education initiatives (including annual fellowship opportunities).

You will also enjoy a substantial discount on registration fees for ESCP meetings, as well as ESSO and ASCRS meetings!

Find out more... [↗](#)

MEMBERSHIP BENEFITS

- ✓ **Substantial discount** on ESCP conference fees [↗](#)
- ✓ **FREE online subscription** to *Colorectal Disease* Journal [↗](#)
- ✓ **Full access** to ESCP past meeting presentations [↗](#)
- ✓ **Opportunity to apply** for Fellowships throughout Europe, Japan and Korea [↗](#)
- ✓ **Access** to the ESCP Membership listing [↗](#)
- ✓ **Affiliate membership** to the European Society of Surgical Oncology (ESSO) [↗](#)
- ✓ **FREE access** to the complete European Manual of Medicine Textbook of Coloproctology [↗](#)

ESCP is delighted to have launched the society's very own app!
Search your app store for ESCP and look out for the logo.

Access key resources such as:

- **Trials Map**
- **European Manual of Coloproctology**
- **Conference Presentations**
- **Fellowship Information**
- **Cohort Study Updates**
- **News Updates**
- **Monthly Topics**

The app will also serve as the Conference App for all ESCP meetings. Users can:

- **View the Programme and personalise their own agenda**
- **Take part in audience votes**
- **Add their own notes to each session**
- **View all conference abstracts**
- **Learn more about speakers and exhibitors**
- **Message other delegates**
- **Receive important notifications**

